

BCP

**BCP PROPERTY VALUE ADD FUND
PAST PERFORMANCE**

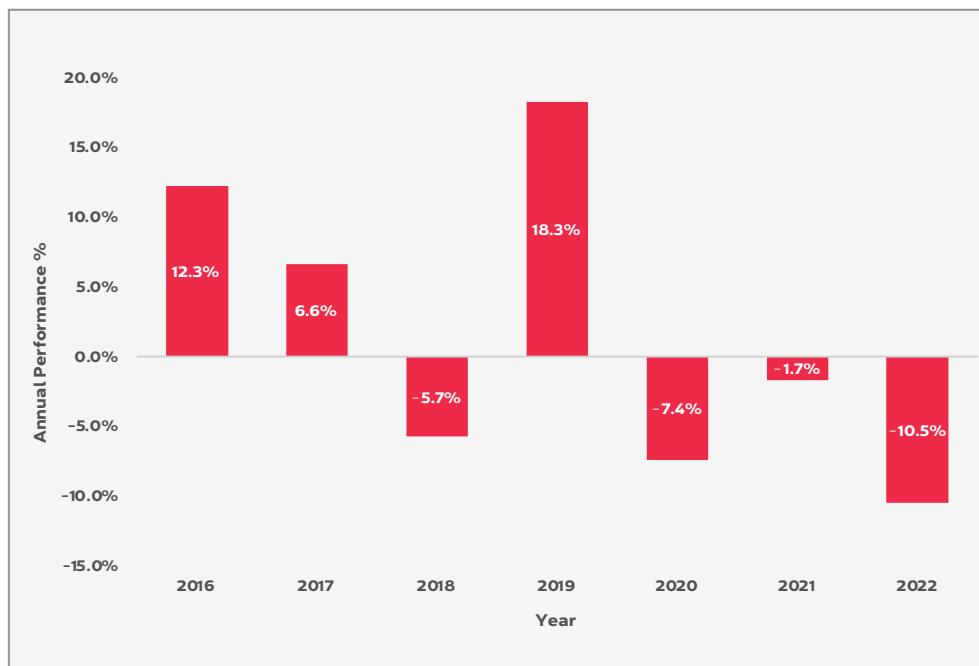
Past performance published in accordance with Article 1(4) of Commission Delegated Regulation (EU) 2021/2268.

BCP Property Value Add Fund

Past Performance

A Class Units

This chart shows the fund's performance as the percentage loss or gain per year over the last 7 years.



**Past performance is not a reliable indicator of future performance.
Markets could develop very differently in the future. It can help you to assess how the
fund has been managed in the past.**

**Performance is shown after deduction of ongoing charges.
Any entry and exit charges are excluded from the calculation.**

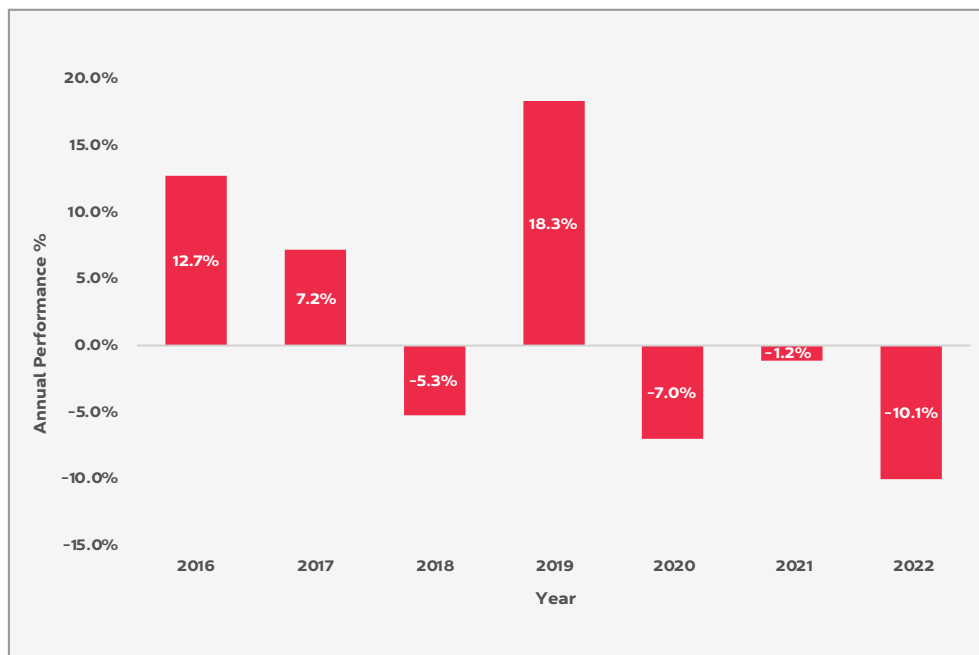
This fund came into existence during 2015.

BCP Property Value Add Fund

Past Performance

B Class Units

This chart shows the fund's performance as the percentage loss or gain per year over the last 7 years.



**Past performance is not a reliable indicator of future performance.
Markets could develop very differently in the future. It can help you to assess how the
fund has been managed in the past.**

**Performance is shown after deduction of ongoing charges.
Any entry and exit charges are excluded from the calculation.**

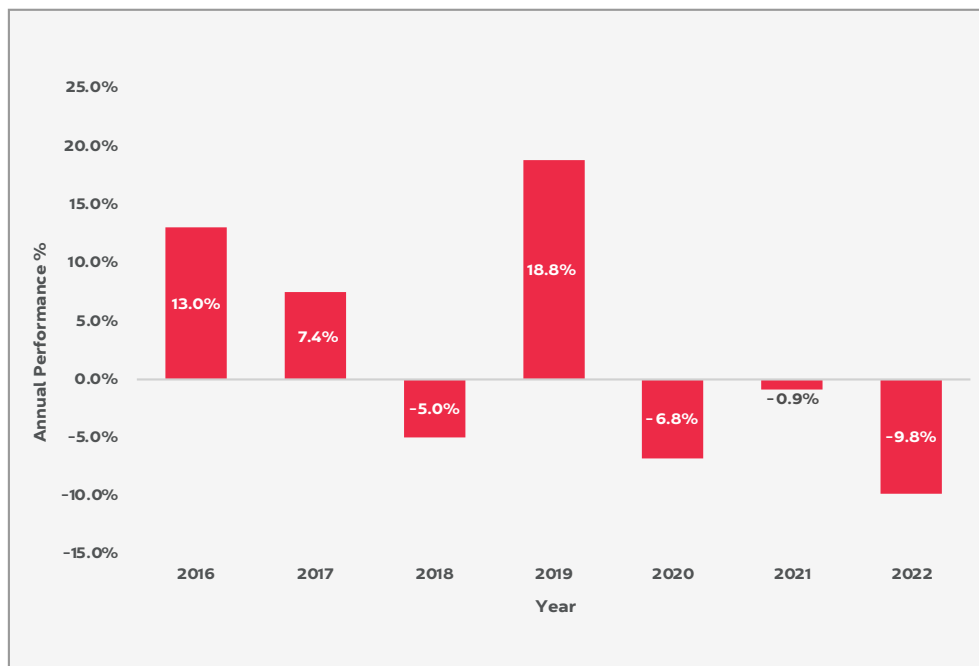
This fund came into existence during 2015.

BCP Property Value Add Fund

Past Performance

C Class Units

This chart shows the fund's performance as the percentage loss or gain per year over the last 7 years.



**Past performance is not a reliable indicator of future performance.
Markets could develop very differently in the future. It can help you to assess how the
fund has been managed in the past.**

**Performance is shown after deduction of ongoing charges.
Any entry and exit charges are excluded from the calculation.**

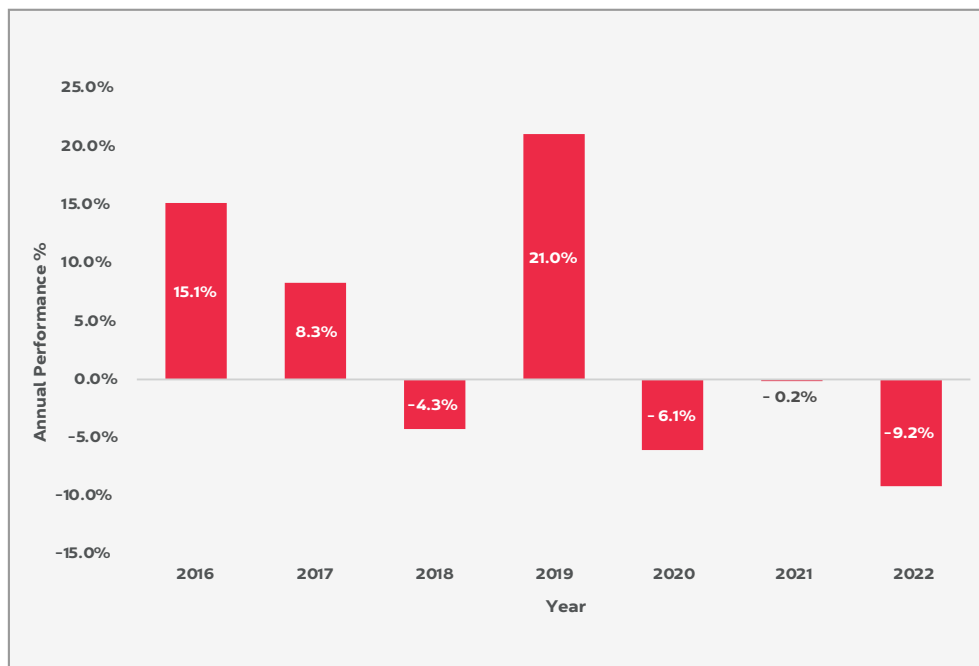
This fund came into existence during 2015.

BCP Property Value Add Fund

Past Performance

D Class Units

This chart shows the fund's performance as the percentage loss or gain per year over the last 7 years.



**Past performance is not a reliable indicator of future performance.
Markets could develop very differently in the future. It can help you to assess how the
fund has been managed in the past.**

**Performance is shown after deduction of ongoing charges.
Any entry and exit charges are excluded from the calculation.**

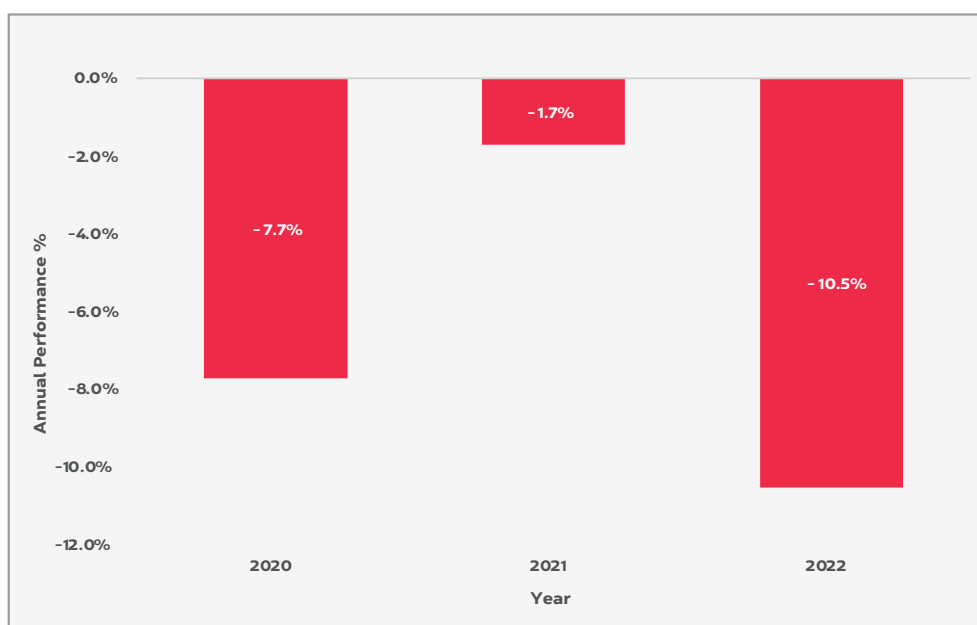
This fund came into existence during 2015.

BCP Property Value Add Fund

Past Performance

P Class Units

This chart shows the fund's performance as the percentage loss or gain per year over the last 3 years.



Past performance is not a reliable indicator of future performance. Markets could develop very differently in the future. It can help you to assess how the fund has been managed in the past. Performance is shown after deduction of ongoing charges. Any entry and exit charges are excluded from the calculation. This unit class of the fund came into existence during 2019.

Warning: If you invest in the BCP Property Value Add Fund you will not have any access to your money for at least 2 years. Warning: Where redemption requests exceed the cash in the Fund, or 10% of the NAV of the Fund, the Fund retains the right to freeze redemptions to avoid circumstances such as a forced sale of assets. Warning: The value of the property assets may fall as well as rise and it is possible that you may lose the total amount invested. The risks involved in geared property are greater than property without gearing. Warning: Your investment in this Fund may be affected by changes in currency exchange rates. Warning: Deductions for charges and expenses are not made uniformly throughout the life of the product but are loaded onto the early period. Warning: This is a capital at risk product.